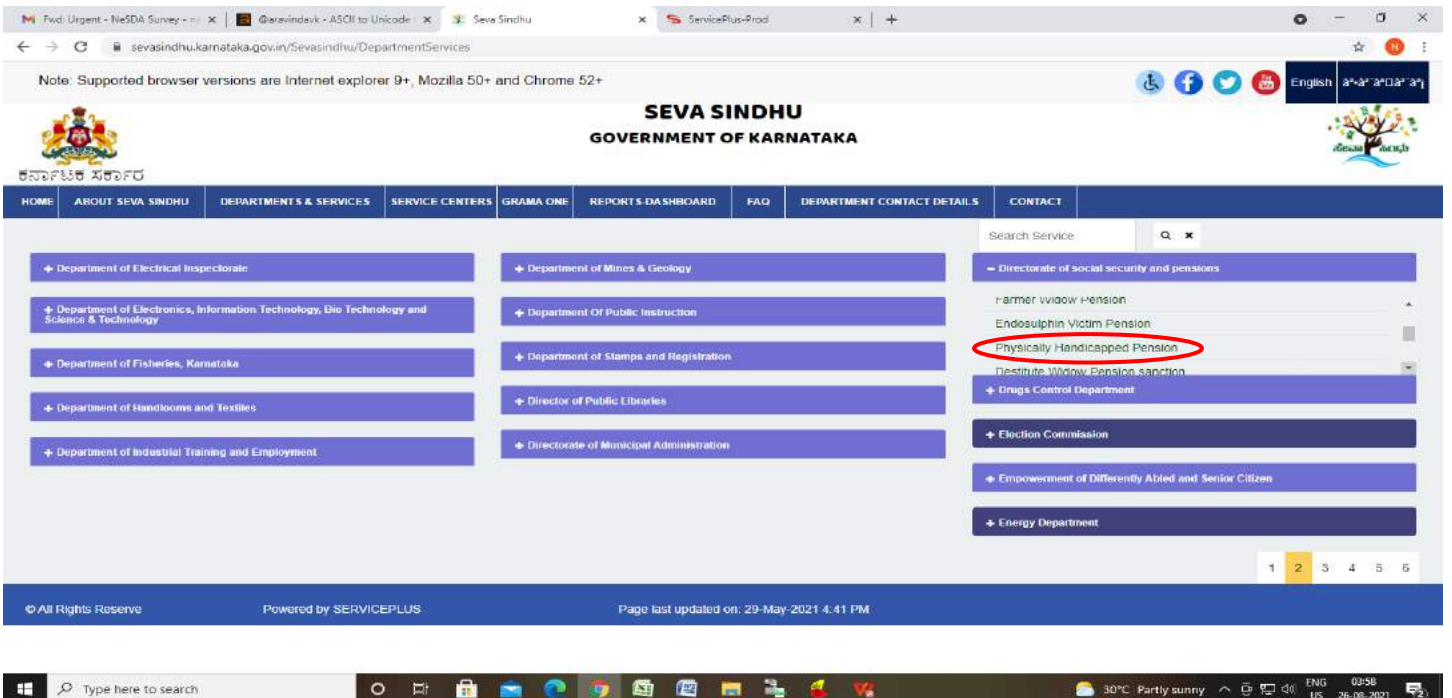


ಸಾಮಾಜಿಕ ಭದ್ರತೆ ಮತ್ತು ಪಿಂಚಣಿಗಳ ನಿರ್ದೇಶನಾಲಯ  
Directorate of Social Security and Pensions  
ಅಂಗವಿಕಲರ ವೇತನ  
Physically Handicapped Pension

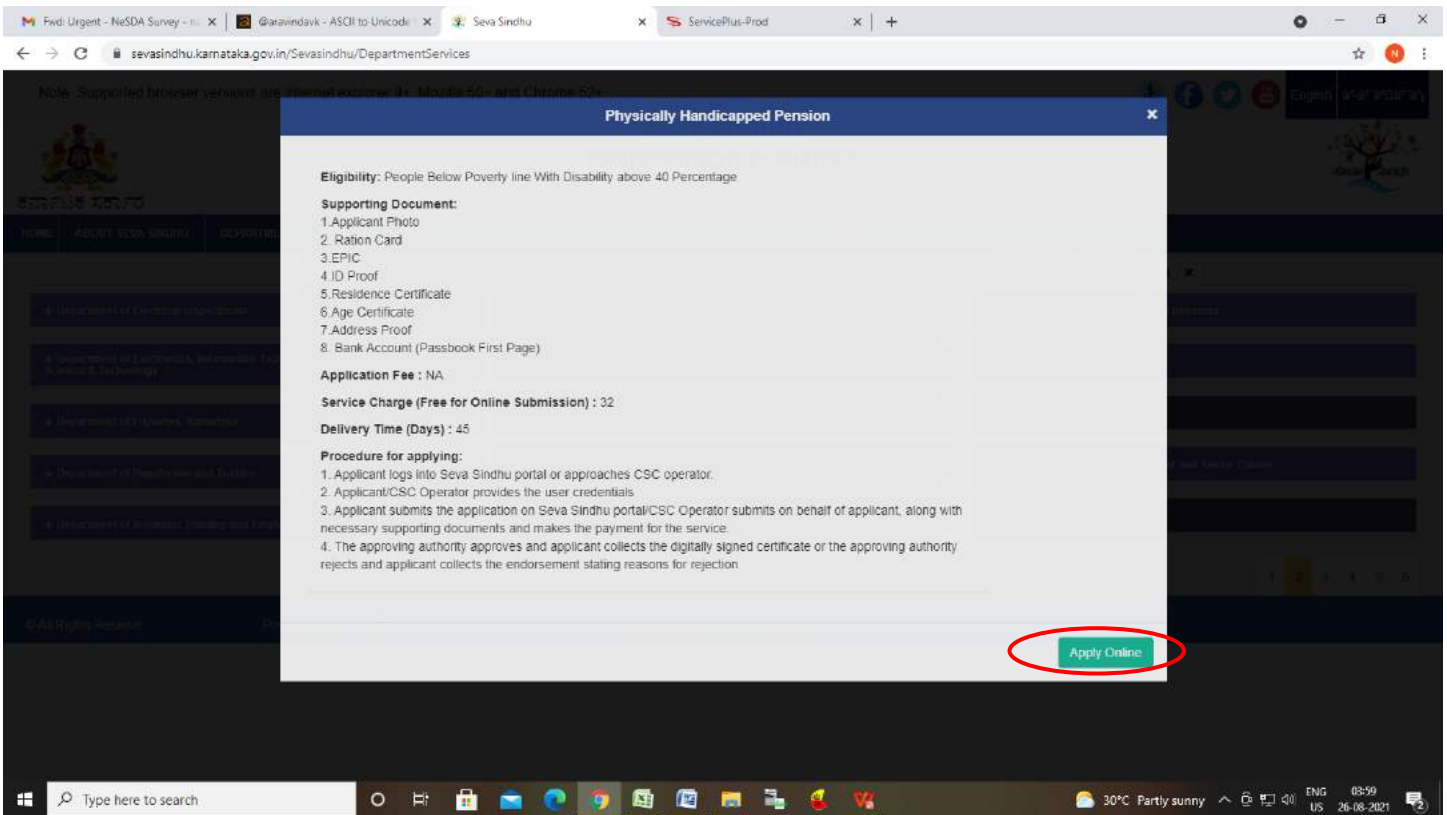
**Step 1:** Go to [sevasindhu.karnataka.gov.in](http://sevasindhu.karnataka.gov.in) website and click on **Departments & Services**



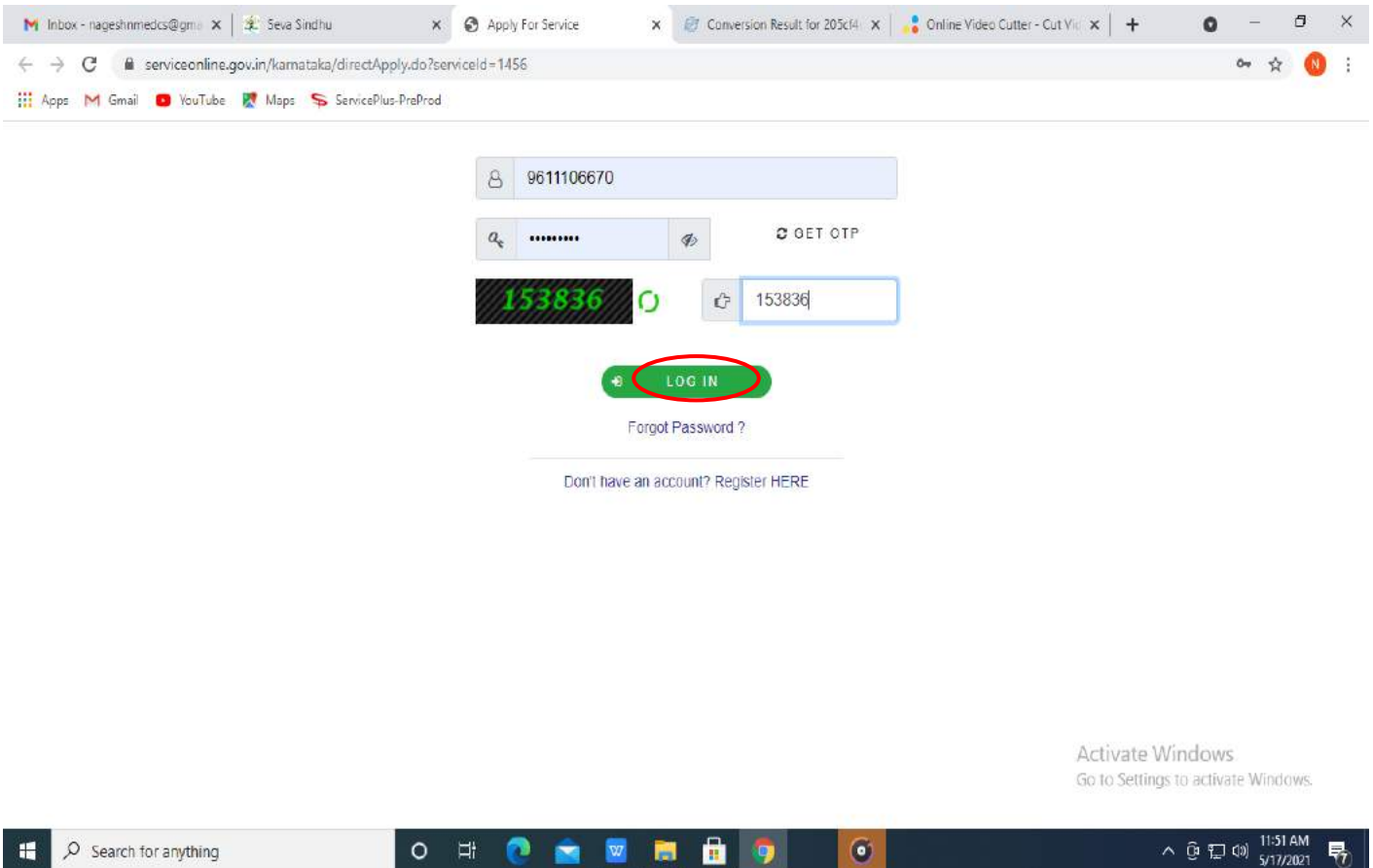
**Step 2:** Click on **Directorate of Social Security and Pension** and select **Physically Handicapped Pension**. Alternatively, you can search for Physically Handicapped Pension in the **search option**.



### Step 3 : Click on **Apply online**



### Step 4: Enter the username, password/OTP, captcha and click on **Log In** button



## Step 5 : Fill the Applicant Details

ಸಾಮಾಜಿಕ ಭದ್ರತೆ ಮತ್ತು ಪಿಂಚಣಿಗಳ ನಿರ್ದೇಶನಾಲಯ  
Directorate of Social Security and Pensions  
ಅಂಗವಿಕಲರ ವೇತನ  
Physically Handicapped Pension

ಅರ್ಜಿದಾರರ ಮಾಹಿತಿ/Applicant Information

Aadhaar Number \* 267529615692

ಅರ್ಜಿದಾರರ ವಿವರ (ಕನ್ನಡ) Applicant Information to be provided in English

ಅರ್ಜಿದಾರರ ಶೀರ್ಷಿಕೆ \* ಶ್ರೀ. Applicant's Title \* Sri.

ಆಧಾರ್ ಕಾರ್ಡ್ ನಂತೆ ಅರ್ಜಿದಾರನ ಕಾವ್ಯ ಜಿ ಡಿ Applicant Name as per Aadhaar \* Kavya G D

ಸಂಬಂಧಿಕರ ವಿಧ \* ಬಿನ್. Relation Type \* S/O

ಸಂಬಂಧಿಕರ ಶೀರ್ಷಿಕೆ \* ಶ್ರೀ. Relation Title \* Smt.

ಸಂಬಂಧಿಕರ ಹೆಸರು \* ಸಂಬಂಧಿಕರ Relation's Name \* Relation

ತಾಯಿಯ ಹೆಸರು \* ಸಂಬಂಧಿಕರ Mother's Name \* Relation

## Step 6: Verify the details. If details are correct, select the **checkbox ("Yes")** & **Submit**

ಅರ್ಜಿದಾರರ ಬ್ಯಾಂಕ್ ವಿವರಗಳು/Applicant Bank Details

ಬ್ಯಾಂಕ್ ಹೆಸರು/Bank Name CANARA BANK

ಜಿಲ್ಲೆ/District Tumakuru

ತಾಲ್ಲೂಕು/Taluk Koratagere

ಬ್ಯಾಂಕ್ ಶಾಖೆ/Bank Branch KORATAGERE

ವಿಳಾಸ ಸಾಲು 1/Address Line 1 CANARA BANK 505/463, M G COMPLEX, 1 FLOOR, MAIN ROAD, TUMKUR DI

ವಿಳಾಸ ಸಾಲು 2/Address Line 2

ಭಾರತೀಯ ಹಣಕಾಸು ವ್ಯವಸ್ಥೆಯ ಕೋಡ್/IFSC Code \* CNRB0004733

Word verification

862922

Please enter the characters shown above

862922

Draft Submit Close Reset

**Step 7:** A fully filled form will be generated for user verification,if have an corrections click on **Edit** option, otherwise processed to **Attach annexure**.

ServicePlus- Destitute Widow P X

https://serviceonline.gov.in/karnataka/applyPageForm.do

ಅರ್ಜಿದಾರರ ಮಾಹಿತಿ/Applicant Information

Aadhaar Number :	Aadhaar Verified
ಅರ್ಜಿದಾರರ ಶಿರಬಿಳಿ :	ಶಿರಬಿಳಿ
Applicant's Title :	Smt.
ಅರ್ಜಿದಾರರ ಅರ್ಜಿ ಸಂಖ್ಯೆ ಅರ್ಜಿದಾರರ ಹೆಸರು :	ಕಾವ್ಯಾ ಜಿ ಡಿ
Applicant Name as per Aadhaar :	Kavya G D
ಸಂಬಂಧಿಕರ ವಿಧ :	ಬಿ.ನ.
Relation Type :	W/O
ಸಂಬಂಧಿಕರ ಶಿರಬಿಳಿ :	ಶಿರಬಿಳಿ
Relation Title :	Smt.
ಸಂಬಂಧಿಕರ ಹೆಸರು :	ಸಂಬಂಧಿಕರ ಹೆಸರು
Relation's Name :	Relation's
ಸಾಯಿ ಹೆಸರು :	ಸಂಬಂಧಿಕರ ಹೆಸರು
Mother's Name :	Relation's
ವಾಯುವಿಳಿ ಸಾಲು 1 :	ಸಂಬಂಧಿಕರ ಹೆಸರು
Address Line 1 :	Relation's
ವಾಯುವಿಳಿ ಸಾಲು 2 :	ಸಂಬಂಧಿಕರ ಹೆಸರು
Address Line 2 :	Relation's

7:20 AM 6/1/2021

**Step 8 :** Click on **Attach annexures**

Seva Sindhu

ServicePlus- Physically Handicapped X

https://serviceonline.gov.in/karnataka/applyPageForm.do

ಬ್ಯಾಂಕ್ ಖಾತೆ ಸಂಖ್ಯೆ/Bank Account No : 0522101518874

ಅರ್ಜಿದಾರರ ಬ್ಯಾಂಕ್ ವಿವರಗಳು/Applicant Bank Details

ಬ್ಯಾಂಕ್ ಹೆಸರು/Bank Name :	CANARA BANK
ಜಿಲ್ಲೆ/District :	Tumakuru
ತಾಲ್ಲೂಕು/Taluk :	Koratagere
ಬ್ಯಾಂಕ್ ಶಾಖೆ/Bank Branch :	BYRENAHALLI
ವಿಳಾಸ ಸಾಲು 1/Address Line 1 :	BYRENAHALLI CROSS, ARASAPURA POST, DIST TUMKUR (KARNATAKA) - 572 121
ವಿಳಾಸ ಸಾಲು 2/Address Line 2 :	ದಿಫಿ
ಭಾರತೀಯ ಹಣಕಾಸು ವ್ಯವಸ್ಥೆಯ ಕೋಡ್/FSC Code :	CNRB0001811

Additional Details

Apply to the Office : Directorate of Social Security and Pensions (STATE)

Draft Reference No : Draft\_RD1525/2021/00444

01/6/2021 03:03:33 IST

http://serviceonline.gov.in/karnataka

Attach Annexure Edit Cancel Click here to initiate new application

3:03 PM 6/1/2021

## Step 9: Attach the annexures and click on **save annexures**

Identity Proof \* ID proof   
 Document Format   
 Choose File R02390210000350.pdf   
 Scan   
 Fetch from DigLocker

Residence Certificate Residential Proof   
 Document Format   
 Choose File 456c6073-5...84 RTC3.pdf   
 Scan   
 Fetch from DigLocker

Age Certificate Select   
 Choose File No file chosen   
 Scan   
 Fetch from DigLocker

Income Certificate Select   
 Choose File No file chosen   
 Scan   
 Fetch from DigLocker

Save Annexure Cancel Back

## Step 10 : Saved annexures will be displayed and click on **eSign and Submit** to proceed.

ಬ್ಯಾಂಕ್ ಶಾಖೆ(Bank Branch): BYRENAHALLI  
ವಿಳಾಸ ಸಾಲು 1(Address Line 1): BYRANAHALLI CROSS., ARASAPURA POST, DIST TUMKUR (KARNATAKA) - 572 121  
ವಿಳಾಸ ಸಾಲು 2(Address Line 2): dff  
ಒಪ್ಪಂದದ ಸಂಖ್ಯೆ ಮತ್ತು ಸಂಖ್ಯೆ(MFSC Code): CNRB0001911

**Annexure List**

- 1) Address Proof [Address Proof](#)
- 2) Bank Account(Passbook FirstPage) [Bank Account\(Passbook FirstPage\)](#)
- 3) Applicant Photo [Applicant Photo](#)
- 4) ID Proof [ID proof](#)

**Additional Details**

Apply to the Office: Directorate of Social Security and Pensions (STATE)

Draft Reference No.: RD1525210000245

eSign and Submit Cancel

**Step 11 :** Click on I agree with above user consent and eSign terms and conditions and Select authentication type to continue and click on **OTP**.

Consent Authentication Form

I hereby state that I have no objection in authenticating myself with Aadhaar based authentication system and consent to providing my Aadhaar number along with the authentication details for the purposes of availing "Application for Migration Certificate" by eSigning Application form and Enclosure(s). I understand that the OTP I provide for authentication shall be used only for authenticating my identity through the Aadhaar Authentication system, for obtaining my e-KYC through Aadhaar e-KYC service and for the issuance of Digital Signature Certificate (DSC) for this specific transaction and for no other purposes. For the creation of DSC, I understand that the options that I have chosen are the ones that shall be populated in the DSC generated by the CA and I provide my consent for the same. I also understand that the following fields in the DSC generated by the CA are mandatory and I give my consent for using the Aadhaar provided e-KYC information to populate the corresponding fields in the DSC.

1. Common Name (name as obtained from e-KYC)
2. Unique Identifier (hash of Aadhaar number)
3. Pseudonym (unique code sent by UIDAI in e-KYC response)
4. State or Province (state as obtained from e-KYC)
5. Postal Code (postal code as obtained from e-KYC)
6. Telephone Number (hash of phone as obtained from e-KYC)

I understand that ServicePlus shall ensure security and confidentiality of my personal identity data provided for the purpose of Aadhaar based authentication.

I agree with above user consent and eSign terms and conditions

Select authentication type to continue

**OTP** Download Document

**Step 12 :** Enter Aadhar Number and click on get OTP

esignservice.cdac.in/esign2.1/OTP

Ministry of Electronics and Information Technology  
Government of India

Digital India  
Power To Empower

सी डैक  
CDAC  
Centre for Development of Advanced Computing

You are currently using C-DAC eSign Service and have been redirected from

हस्ताक्षर  
C-DAC's eSign Service

**Aadhaar Based e-Authentication**

Enter Your Virtual ID / Aadhaar Number [Get Virtual ID](#)

Enter Your Aadhaar OTP

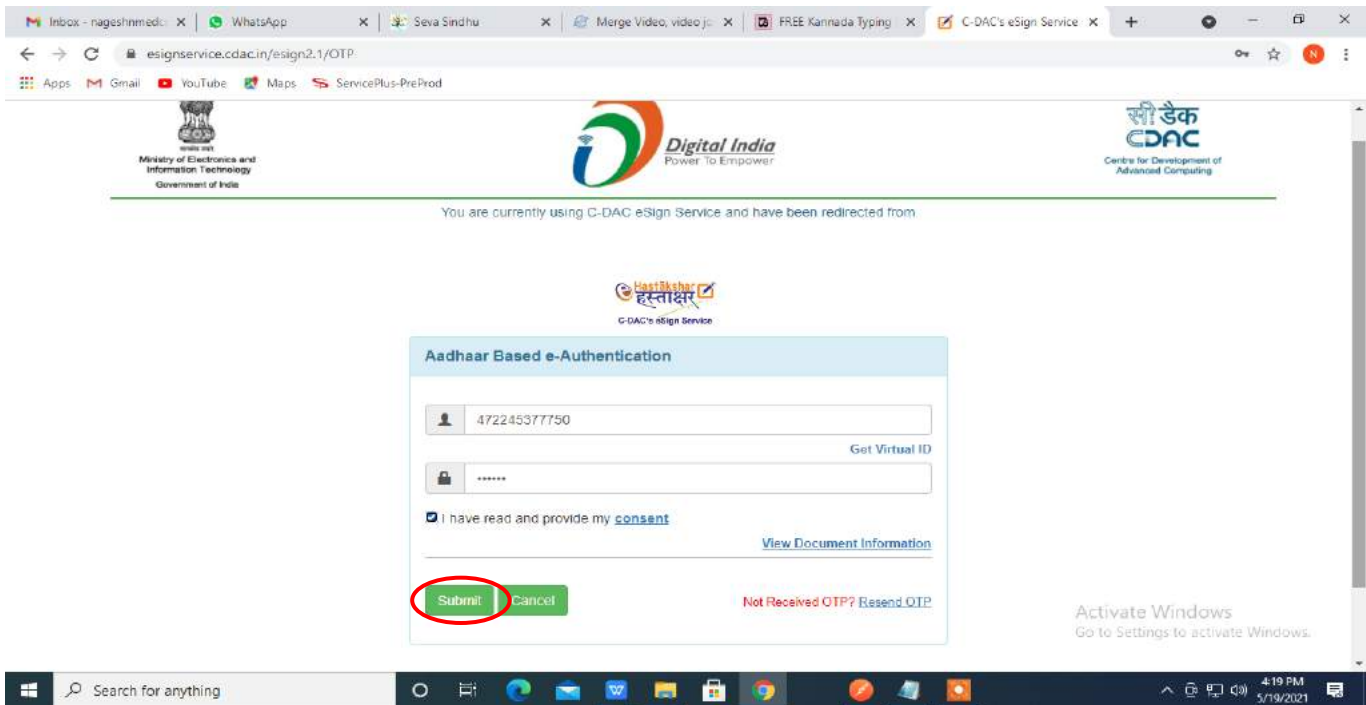
[View Document Information](#)

**Get OTP** Cancel

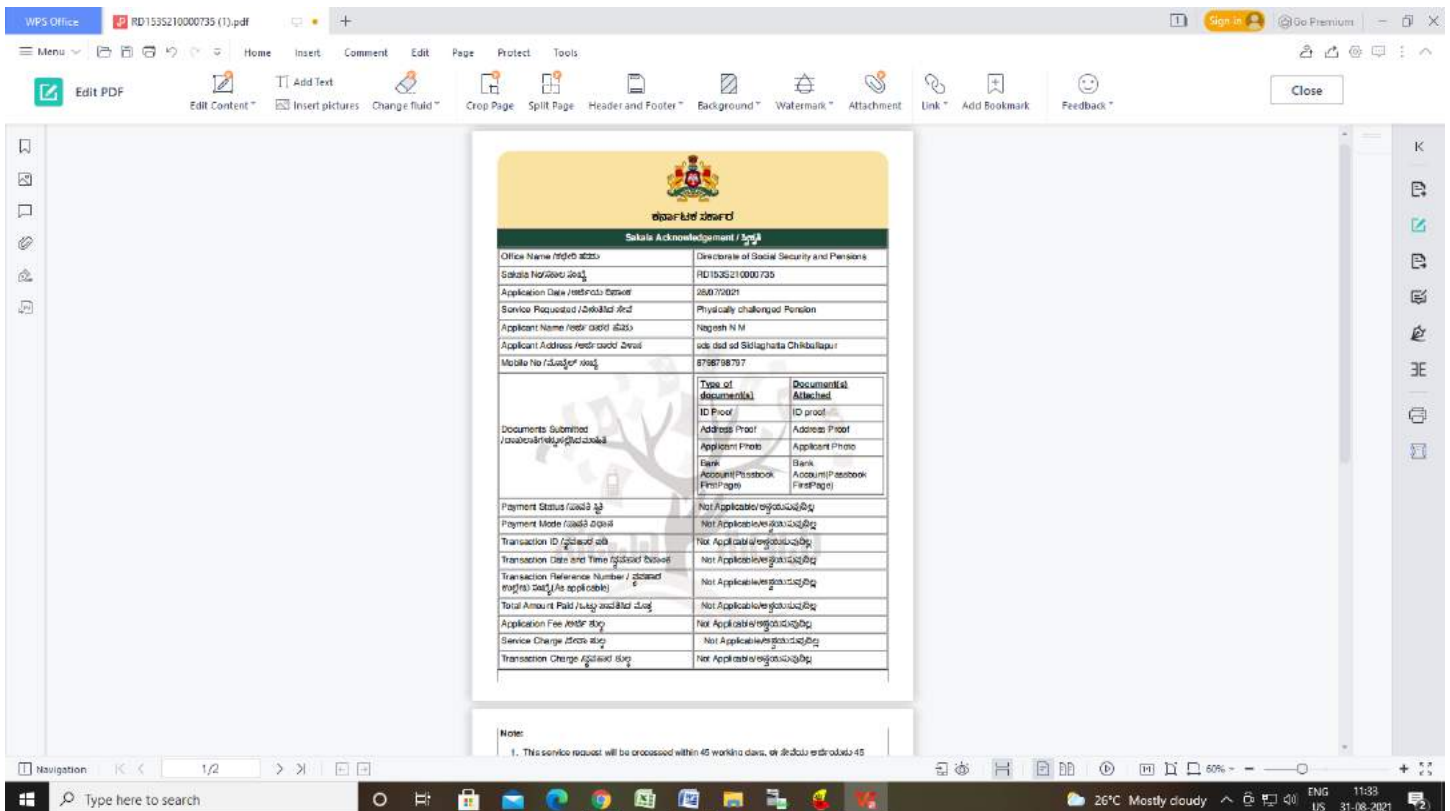
Not Received OTP? [Resend OTP](#)

Activate Windows  
Go to Settings to activate Windows.

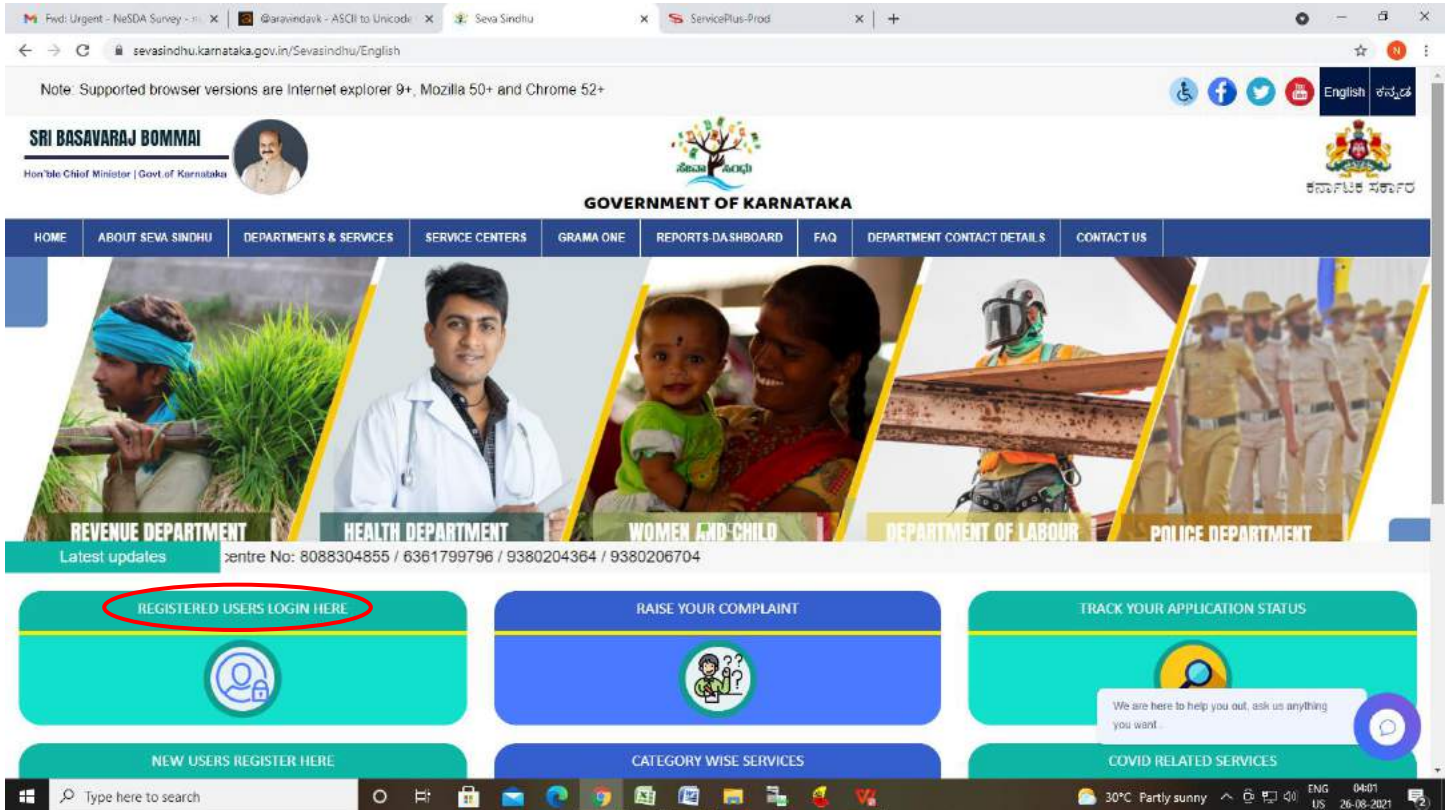
### Step 13 : Enter **OTP** and click on **Submit**



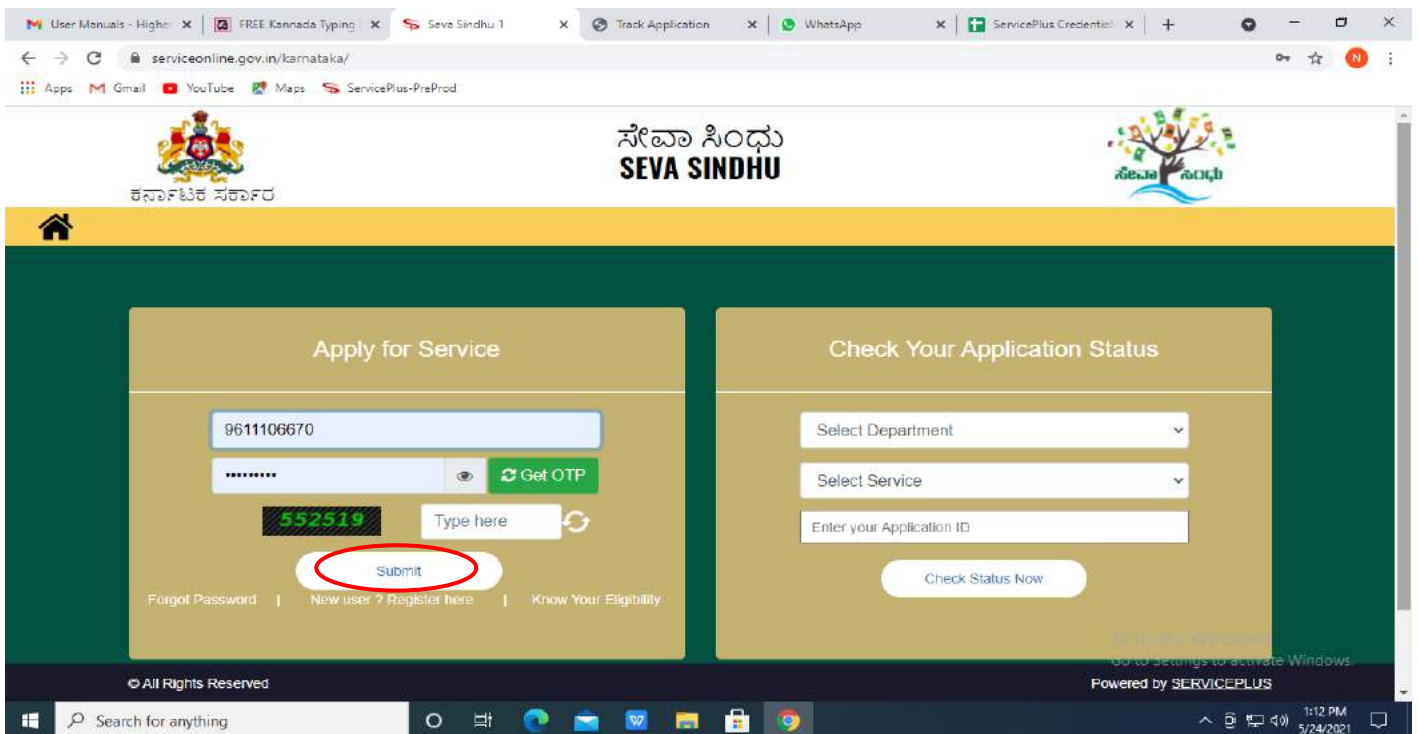
**Step 14 :** After Submit, acknowledgement will be generated. Acknowledgment consists of applicant details, application details and Submission Details for applicant’s reference.



**Step 14 :** To download the certificate, go to the [sevasindhu.karnataka.gov.in](http://sevasindhu.karnataka.gov.in) and click on **Registered Users Login Here**



**Step 15 :** Once the login page is open, enter your username, password/OTP, captcha and click on **Submit**.





**Step 16** : Click on **View Status of Application --> Track application status**. Enter Application Reference Number (you can refer to Acknowledgment/SMS to get Application Reference Number) and click on **Get Data**.

The screenshot shows the ServicePlus web application interface. The left sidebar menu has 'Track application status' highlighted with a red circle. The main content area shows the 'View Status Of Application / Track Application Status' page. It includes input fields for 'From Date' (24/03/2021), 'To Date' (24/05/2021), and 'App Ref No.' (ES002S210000027). A green 'Get Data' button is circled in red on the right side of the page.

**Step 17** : Check Current Status of the application. If it is delivered, Click on **Delivered**.

The screenshot shows the ServicePlus web application interface. The left sidebar menu has 'Track application status' highlighted with a red circle. The main content area shows the 'View Status Of Application / Track Application Status' page. It includes input fields for 'From Date' (24/03/2021), 'To Date' (24/05/2021), and 'App Ref No.' (ES002S210000027). A green 'Get Data' button is circled in red on the right side of the page. Below the input fields, there is a table with the following data:

SNo	Service Name	Application Reference No	Submission Date	Due Date	Current Status
1	Application for Death Certificate	ES002S210000027	20/05/2021	21/05/2021	Delivered

The 'Delivered' status in the table is circled in red. Below the table, there are navigation buttons: 'First', 'Previous', '1', 'Next', 'Last'. The page also shows 'Showing 1 to 1 of 1 entries' and a search bar.

## Step 18 : Under Issue Document(s), click on **Output certificate**

ServicePlus  
Metadata-based integrated e-service

Menu

- Manage Profile
- Apply for services
- View Status of Application
- Track application status
- View Incomplete Application
- Revalidate Payment
- Modify Submissions
- Messages & Alerts

Status of Application

Application Reference Number : E3002921000027

Name of the Service : Application for Death Certificate

Applied By : Asha D J

Application due Date : 21/05/2021

S.No.	Task Name	Form Details	Issued Document(s)	Status	Remarks
1	Application Submission	<a href="#">View</a>	Acknowledgement	Completed	NA
2	Push application data to DB	NA	Nil	Forwarded	<a href="#">View</a>
3	Callback Webservice	NA	<a href="#">Output Certificate</a>	Delivered	<a href="#">View</a>

Showing 1 to 1 of 1 entries

Close

**Step 19 : Physically Handicapped Pension Certificate will be downloaded. You can print the certificate if required.**

WPS Office RD1525210000254.pdf

Menu Home Insert Comment Edit Page Protect Tools

Hand Tool Select Tool Edit Content PDF to Office PDF to Picture Annotate 60% 1/1 Auto Scroll Read Mode Background Screen Grab Search Highlight Note

RD0034813831053

Government of Karnataka  
Department of Social Security and Pension, Government of Karnataka

RD0034813831053

Issue Date: 04/05/2021

Beneficiary Name: M JAMBASHE MANDASAR  
MULLANAYAR  
Scheme: Physically Handicapped Pension  
Name of the Caste: [Blank]

Address: M. JAMBASHE MULLANAYAR, MULLANAYAR, BELLARU

Pin Code: 561004  
Phone Number: 98456 7890

RD0034813831053

Navigation 1/1

Type here to search

30°C Partly sunny

ENG 04:03  
US 26-08-2021